

- 4 G2-5 [806], grey grog, buff inside, orange outside; burned dark brown at carination and worn.
- 5 G4 [803], grey gritty grog, pale orange-buff worn inside, dark grey smoothed outside.
- 6 Cam.76A [1345], TR. Very thin, metallic, pinkish fine fabric, pale orange thin gloss on outside only.
- 7 E1-4 [800], coarse grey grog, dark grey surfaces, worn, especially inside. Burnished.
- 8 not in series [807], grey-brown dark slightly gritty grog, dark grey surfaces, rather coarse.
- 9 A5 [805], thick matt grey sandy fabric, pale buff inside, grey-buff outside.

XIIC (fig.103):

- 10 B3-6 [846], hard brown grog, grey inside, grey-buff outside, worn orange on neck.
- 11 C1-2 [849], hard gritty grey-brown grog, brown below grey-brown surfaces, smooth and neatly finished.
- 12 D3-3 [848], hard dark grey grog, chipped surfaces.
- 13 E3-5 [845], dark brown gritty grog, dark grey surfaces, burnished.
- 14 E1-3 [844], thin gritty grey grog, very worn surfaces now buff.
- 15 Cam.1 [1257], very hard smooth pale grey.
- 16 Cam.1 [1258], micaceous buff-pink, possibly a worn-off grey outside, some discolouration after breakage.
- 17 F1-2 [296], grey grog, fairly coarse, rough buff-grey inside, burnished dark grey outside; red patch where not worn away on rim.
- 18 G4 [297], grey grog, red below worn grey surfaces, soft.
- 19 Cam.2 [1256], worn TN.
- 20 G1-4 [1301], hard brown grog, dark grey surfaces.
- 21 L7 [1326], hard coarse black with buff lumps, rough patchy grey surfaces.
- 22 G5-6 [847], grey grog, worn pale grey inside, polished black outside.

XIIIZ (fig.103):

- 23 not in series [1328], coarse grey grog, buff-brown surfaces, once smoothed, now rough.

Also noted from XII as a whole:

- various amphora sherds;
- a worn samian sherd; TN sherds, footrings of plates etc.; possible yellow-grey Arretine sherds, very small; Cam.4 plate rim, TN;
- Cam.113 sherds and rims, white, cream, buff, with rouletting; Wheeler's pl.LVa no.3, from XIIIZ.
- possible Cam.165 jug in many pieces, no rim, thin worn pale orange fabric; two sherds of ?Cam.165 jug neck in thin brown-red with cordon and white paint on both surfaces; various other jug sherds and handles.
- grey Roman flat base; flange of a Cam.246 in pink sandy fabric, from a bag that may be unstratified; sandy grey ?Roman base, possibly from the 'Roman ditch' that cuts XII.

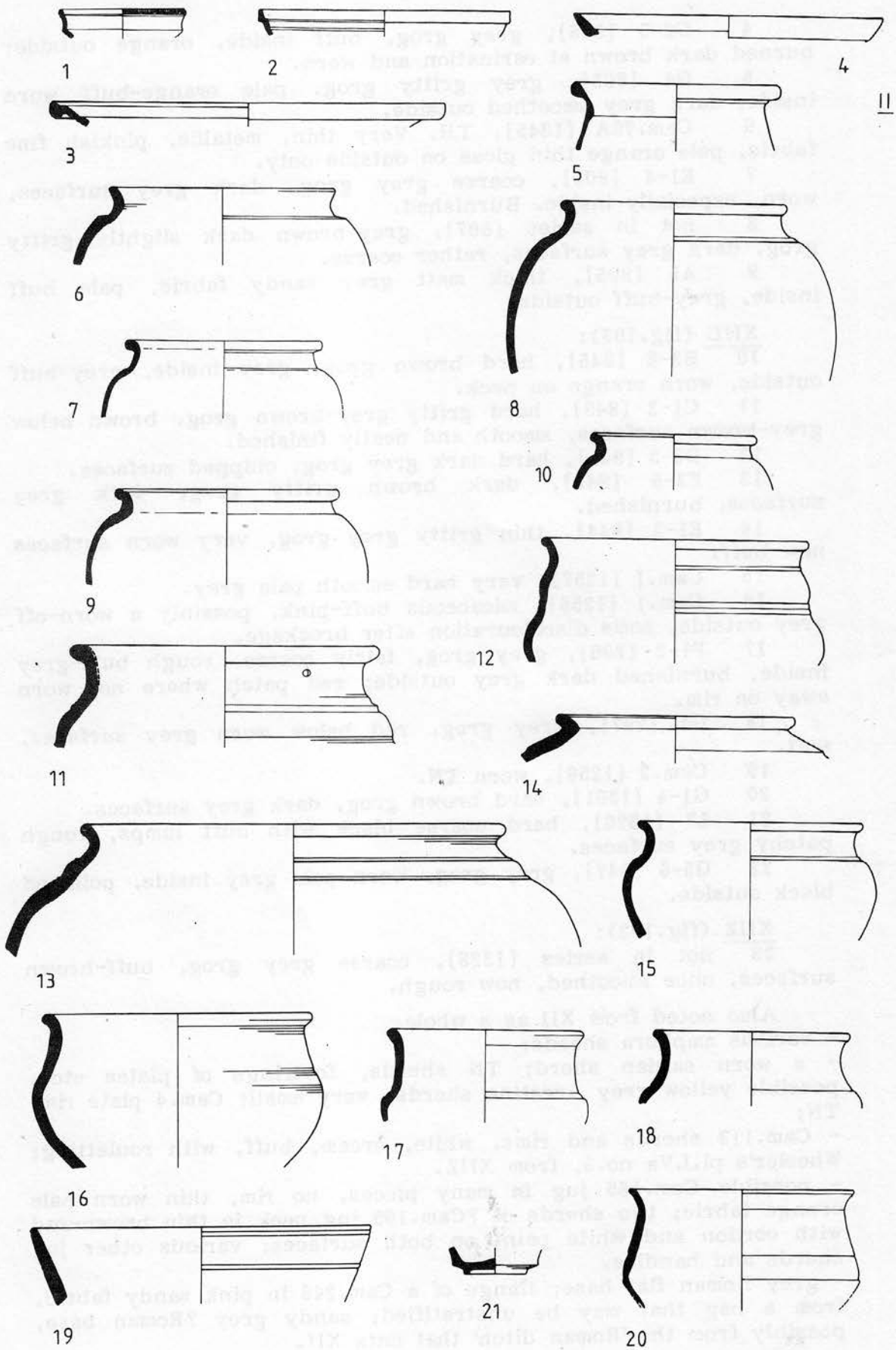


Fig.104: Pottery from Enclosure A ditch. II. 1:4

- coarse wares: the usual preponderance of forms B1-6 with orange-red or grey smooth surfaces, G5-6, C6-1, E1-2 and C7-1; and G1-1, G1-4, G2-3, B1-4, B5-1, B3-6, several shelly C5-1, shelly C1-2, C5-3, shelly C3, ?D3-3, miniature everted rim S5, A1, two F5 (F3-4), A6 scrap, L1, and three different G6 jug handles, in brown or grey grog, with orange or grey surfaces, ribbed.

II

Wheeler's group B vessels marked II:

- 15 G1-1, hard grey grog, patchy worn surfaces.
- 17 G1-1, hard grey grog, patchy worn surfaces.
- 19 G1-3, hard grey grog, patchy worn surfaces.
- 31e G5-5, hard dark brown-grey grog, matt grey surfaces.
- 37 E1-1, grey coarse grog, worn hard dark grey surfaces; once burnished.
- 59 not in series, jug? Red-brown, soft, worn, ?any grog.
- 67 C3, coarse hard pale grey grog, patchy orange-grey surfaces. Several rim pieces.

Unpublished vessels from II (fig.104-5):

- 1 Arretine, Loeschcke 8 [1272], worn.
- 2 Arretine, Loeschcke 1a/1b [1273]; seven rim sherds, worn.
- 3 Cam.4 [1274], very worn TR.
- 4 Cam.2 [1250], worn TN.
- 5 Cam.113 [1251], cream fabric, very worn.
- 6 B1-1 [1238], hard rough lumpy dark grey, some grog, brown core.
- 7 B1-1 [311], hard fine orange, buff outside, tooled on neck and rim; apparently no grog, and looks Roman.
- 8 B1-2 [1237], hard grey grog, patchy grey-brown surfaces, brown below.
- 9 B1-6 [1244], hard grey grog, pale red surfaces, now very worn.
- 10 B1-6 [1332], hard grey grog, pale orange surfaces, once very smooth.
- 11 B3-1 [850], thick coarse grey grog, dark grey surfaces, worn outside. Hole drilled after firing.
- 12 B3-1 [1235], hard coarse brown grog, patchy grey-brown surfaces.
- 13 B3-10 [1233], hard thick grey grog, dark grey patchy surfaces.
- 14 C5-3 [1246], coarse grey grog, patchy surfaces.
- 15 D1-1 [1236], hard grey grog, patchy dark grey surfaces, smooth outside.
- 16 D1-2 [1239], hard grey grog, patchy darker surfaces, horizontal tooling especially below girth.
- 17 D1-2 [1234], hard grey grog, dark grey surfaces, smoothed.
- 18 D1-2 [683], black-brown gritty ?grog, pale grey inside, burnished dark grey outside.
- 19 E1-2 [852], gritty brown grog, dark grey surfaces, smooth outside.
- 20 E2-1 [685], grey-brown grog, grey unburnished surfaces.

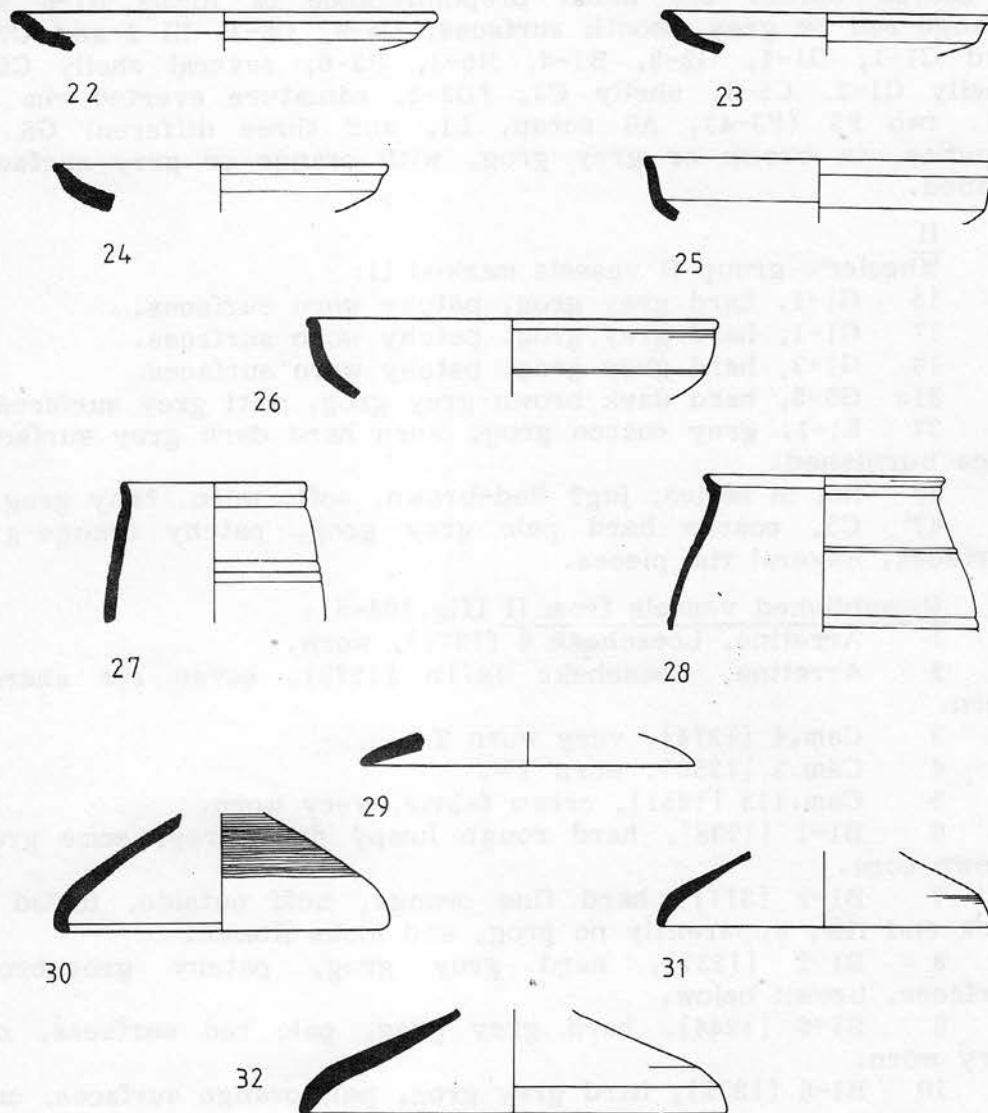


Fig.105: Pottery from Enclosure A ditch. II. 1:4.

- 21 F5 [853], hard brown-grey grog, patchy darker surfaces, worn to orange under foot.
- 22 G1-3 [851], brown grog, dark grey unshiny surfaces.
- 23 G1-3 [1305], grey-brown grog.
- 24 G1-3 [1304], coarse lumpy grey grog, paler outside, rough.
- 25 G1-3 [1336], worn hard coarse grey grog, patchy very dark grey surfaces.
- 26 G1-10 [1276], hard thick grey grog, buff inside, grey-buff outside, smoothed. Another piece from XXII, worn.
- 27 G5-1 [855], hard grey rather gritty grog, dark grey surfaces.
- 28 G5-6 [854], very worn hard pale grey grog, traces of dark brown-black burnish but surfaces mostly lost.
- 29 L6 [1335], hard dark grey rough grog, smooth underside.

30 L7 [1334], hard coarse thick grey grog, rough dark grey rilled outside.

31 L7 [691], hard dark grey grog, buff outside, no burnish; some smoothing inside.

32 L7 [856], coarse grey grog, grey surfaces, not very smooth.

Noted from II:

- some worn plain Arretine sherds;
- Cam.113 sherds, white, including Wheeler's pl.LVa no.2.
- white jug base, as Cam.161;
- four burnt sherds of a small flanged bowl like Cam.58, low flange;
- coarse wares as for XII etc., mostly C6-1 (some patterned combing), B1-6 with orange surfaces, C7-1, E1-2, G5-6; and D1-1, B1-4, G1-3 and shelly G5-2.

Unmarked and unassigned Group B vessels:

Wheeler's fig.11 nos.1-7, Arretine.

- 9 Cam.3. Worn TN; no marks.
- 16 TN; no Cam. type. Not found.
- 22 G1-3, not found.
- 29 Amphora, from Augustan period onwards. Very gritty buff ware with grey surfaces.
- 31a G5-1. Not found.
- 31b G5-4. Not found.
- 32 G5-1. Not marked. Hard dark brown-grey grog, burnished dark grey outside.
- 34 Cam.51B. Not found.
- 39 F3-2. Not found.
- 46a B3-9. This has now turned up and is marked XIA: restored, gritty grey and apparently not grog; once had red neck and rim surface, now worn.
- 51 D2-2. Not found.
- 61c C7-1. Not marked. Restored, coarse dark grey, rough outside.
- 61d C7-1. Not found.
- 61f C7-1. Not marked. Good thick brown grog, brown-grey surfaces, neatly burnished neck and rim, shallow rilling. Irregular rim.
- 65 C5-2. Not found.
- 66b No marks. ?some shell, rough, buff inside, grey outside.
- 69b B1-2. Restored, hard pink-grey surfaces, ?any grog.
- 70 D1-1. Not found.

Unpublished Group B vessels without layers (fig.106):

- 1 A5 [302], grey grog, grey-buff smooth inside, dark grey outside.
- 2 B1-6 [312], very hard grey fine sandy, very neatly moulded, red-grey patchy inside, smoother pale grey outside; some firing distortion on side with red patch.
- 3 B3-6 [308], brown grog with grey surfaces, shoulder once burnished.
- 4 B5-2 [310], brown grog, red below hard grey surfaces.

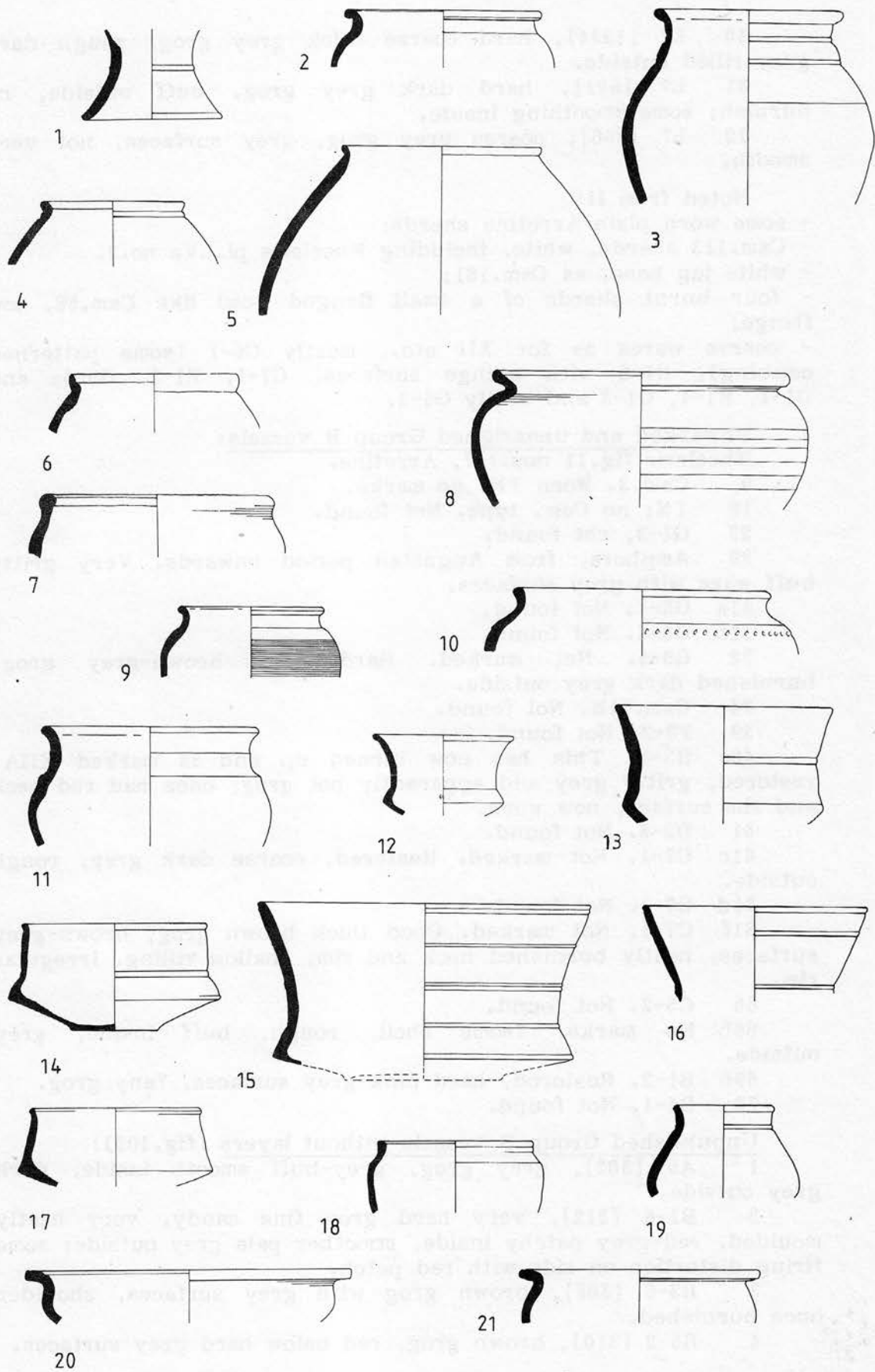


Fig.106: Pottery from Enclosure A ditch. 'Group B'. 1:4

- 5 B5-4 [295], coarse pale grey grog, hard, rough inside, patchy buff-grey outside. Once tooled smooth, now worn.
- 6 (C5-1) [436], LIII unstratified. Coarse dark grey vesiculated fabric, coarse worn dark grey surfaces.
- 7 C1-4 [582], LV unstratified. HM, grey grog, buff-grey surfaces, pale outside, smooth but unburnished.
- 8 C5-3 [306], grey grog, worn to red; well made but not burnished.
- 9 C7-1 [307], dark brown grog with some small white grits, smooth buff inside, hard grey outside.
- 10 C8-1 [435], LIII unstratified. Hard grey grog, patchy buff-grey outside, smooth; buff inside.
- 11 D2-4 [294], hard burnt dark brown; grog shows on inside where pale grey; tooled dark grey outside; slightly irregular shaping.
- 12 E1-1 [300], LIII. Grey-brown grog, burnished dark grey outside.
- 13 E1-1 [682], grainy dark grey grog, unburnished and worn to pink and then grey outside.
- 14 E1-2 [447], pale grey grog, pinker grey surface on wall, now shiny grey outside but restoration, not original burnish.
- 15 E1-2 [445], dense grey, ?grog, shiny outside.
- 16 E1-2 [636], LVIII. Brown grog burnt hard, pale reddish patchy surfaces.
- 17 E1-6 [301], LVIa. Fine brick-red, some black inclusions. Hard smooth grey inside with wheel-marks, grey wearing to red outside. Burnished rim.
- 18 E3-1 [687], rather irregular grey grog, pale orange inside, dark grey outside, tooled neck.
- 19 E3-5 [686], thick pale grey grog, orange below grey surfaces, tooled.
- 20 G2-3 [298], LIIIb. Hard brown-grey grog, smooth inside, tooled and burnished outside and over rim.
- 21 G2-3 [688], hard pale grey grog, orange surfaces, patchy brown, smooth but not shiny. Another just like it.

Also noted:

- Cam.2 type TN base, 'Grey Clay';
- two scraps of ?shale, marked LB, Lower Black;
- white jug base; red jug handle; and a Cam.165 base, red with white slip;
- amphora sherds, pale cream sandy fabric, with handle base.

The last few sections on Wheeler's plan, at the top end of the ditch, produced only scanty remains, quite unlike the main part; LXII, 'Grey Clay', three grog-tempered rim and base scraps, no forms.

LXIII, 'Light Clay', a few grog-tempered everted rims, one thin fine carinated sherd from an E1-2 in the fine brown grog with red surfaces; a plain base and an iron lump.

LXIII 'Low Red', one C6-1 rim, in coarse grey grog.

LXIV 'Mixed Clay 1': three everted rim scraps, one romanised, and one base sherd, all in grog; and a cream body sherd.

See Fig.91 above for section drawings.

Enclosure A ditch Roman levels

The section (fig.89) shows a dotted line marking the top of the Grey Clay off from a 'Grey Clay and Sand' layer above it, itself topped by another layer, Sandy Clay. These belong to the enclosure ditch; they are quite separate from the 'Roman ditch' that cuts across the site. They both contain much grog-tempered 'Belgic' material of forms similar to those in the lower layers, but have a good deal of Roman mixed in. The division between Grey Clay and the Grey Clay and Sand layer does not seem to have been quite clear cut, as the line is dotted; this supports the date of c.AD 40-45 for the top of the Grey Clay main fill. The Roman layers may be due at least in part to site clearance, as the contents are very mixed.

Grey Clay and Sand (figs.107-8):

LIII

- 1 B1-1 [637], grey-brown grog.
- 2 C6-1 [437], HM, dark grey with grog and flint grits, worn grey to pink inside, patchy hard worn buff-grey outside.
- 3 E1-2 [438], hard pale grey grog, brown surfaces almost worn away.
- 4 E2-1 [440], dark brown fine grog, red below buff-grey surfaces; no burnish. Not as well finished as the best of this fabric.
- 5 G1-1 [439], burnt dark grey, soft very worn orange-buff surfaces.
- 6 not in series [456], small Roman rim, sandy soft orange-brown fabric, orange sandy surfaces.

LIIIa

- 7 A1 [448], coarse grey grog, worn smooth patchy orange-grey surfaces.
- 8 B1-1 [451], fairly soft coarse grey grog, smooth worn buff-grey surfaces.
- 9 B1-4 [453], coarse grey grog, smooth inside, worn grey-brown outside, partly flaked. Red below surface at rim.
- 10 C5-3 [455], pale grey fine grog, buff worn lumpy inside, dark grey rough outside.
- 11 D3-3 [454], brown grog, pale buff-orange surfaces, hard; angle approximate.
- 12 G5-6 [452], fine pale grey grog, worn all over; remains of soft reddish pale outside.
- 13 not in series [450], well made, vesiculated, black; buff inside.
- 14 not in series [449], Roman, very hard pale buff sandy fabric; pale grey surfaces, rough and hard.

LIIIb

- 15 B1-1 [459], dark grey slightly gritty grog, pale buff-orange surfaces, once grey but very worn.
- 16 B1-6 [464], hard grey grog, pale orange worn surfaces.
- 17 E1-2 [458], brown fine grog, roughish buff inside, grey-brown outside, burnished.
- 18 G1-4 [461], hard dense grey grog, patchy dark grey-black surfaces.

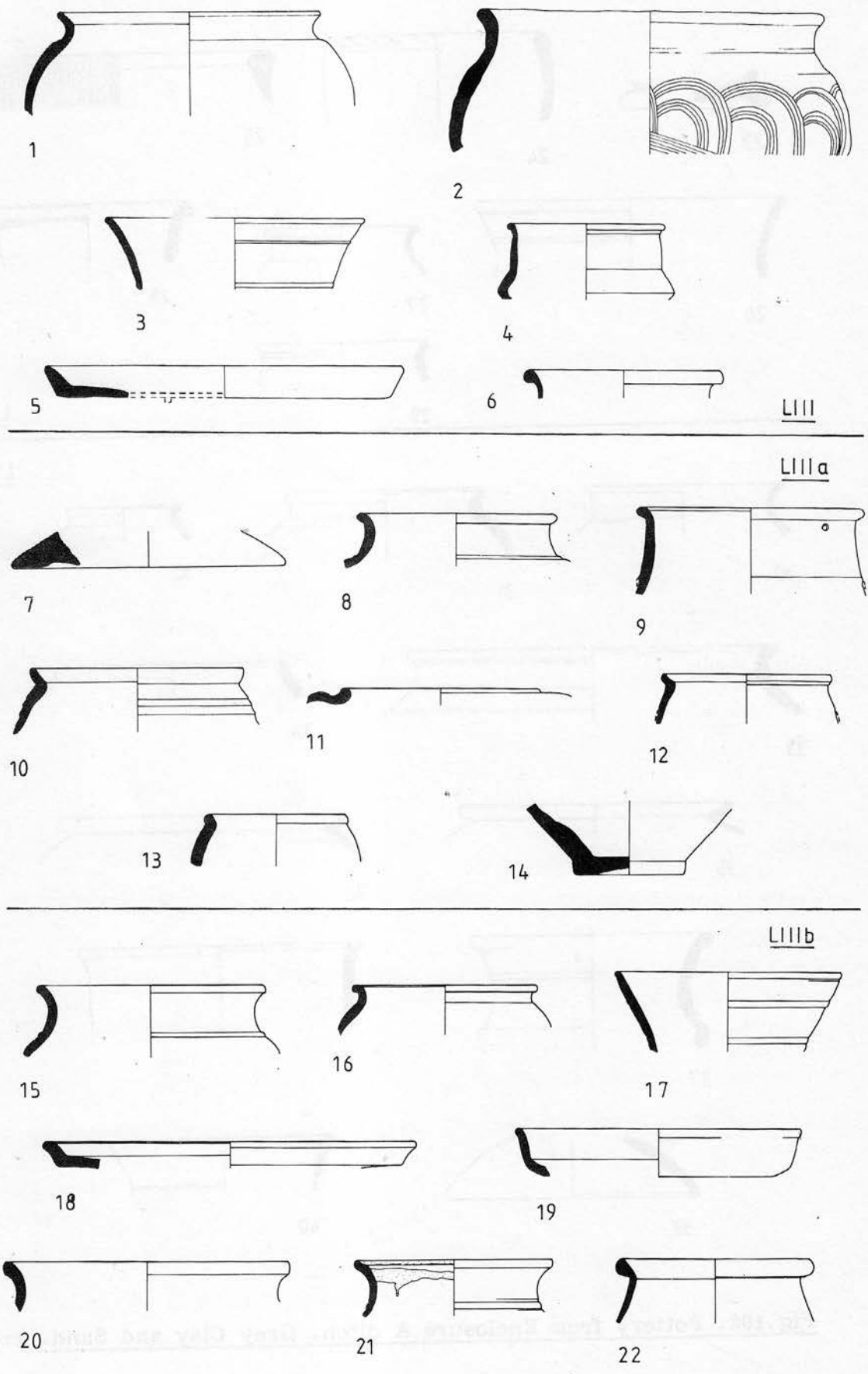
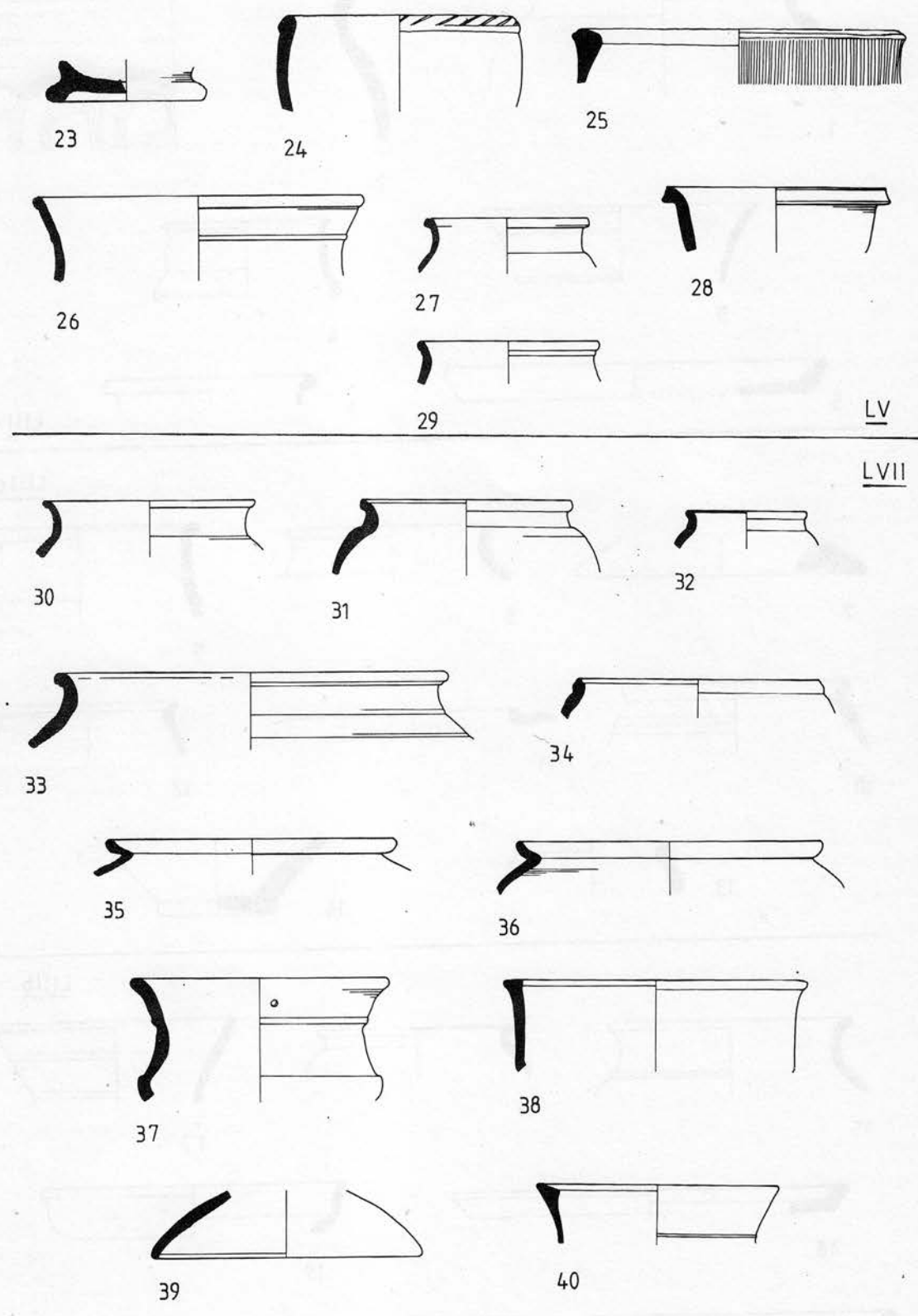


Fig.107: Pottery from Enclosure A ditch. Grey Clay and Sand. 1:4



LV

LVII

Fig.108: Pottery from Enclosure A ditch. Grey Clay and Sand. 1:4

19 G1-11 [463], hard pale grey grog, worn rough patchy red-brown surfaces, probably once burnished.

20 not in series [462], coarse pale grey grog, patchy dark grey-black surfaces.

21 not in series [460], hard thin grey sandy Roman; worn whitish burnished slip outside with traces on inside.

22 not in series [457], Roman, soft pale grey matt fabric, much worn dark grey surfaces, once buff slip on both but most gone especially inside.

LV

23 A6 [585], grey grog, pale untreated surfaces; smoothed and turned underneath.

24 (C5-2) [584], HM shell-tempered grey, pale buff inside worn to red, dark grey smoothed outside. Rim worn; brittle fabric.

25 C1-3 [588], HM, thick dense grey grog, paler grey surfaces, faint vertical tooling outside.

26 E1-2 [583], brown grog, very worn pale buff surfaces.

27 E3-1 [587], dark grey grog, worn pale orange surfaces.

28 G3-1 [586], pale grey thick grog, worn orange surfaces.

29 G5-6 [589] brown gritty grog, worn orange surfaces.

LVII

30 B1-1 [485], grey grog, very worn orange soft surfaces.

31 B1-6 [490], fine brown grog, pale red-orange surfaces, burnished.

32 B1-6 [491], fine brown-grey grog, orange matt surfaces.

33 B3-1 [492], thick coarse grey grog, rough inside, worn. Diameter estimated; flattened on curve.

34 C5-1 [486], pale grey slightly gritty grog, orange rough inside, patchy grey-orange outside.

35 C5-3 [484], orange-grey grog, dark grey core, patchy red-brown outside, pale orange inside.

36 C5-3 [493], dark grey grog, smooth hard dark grey surfaces.

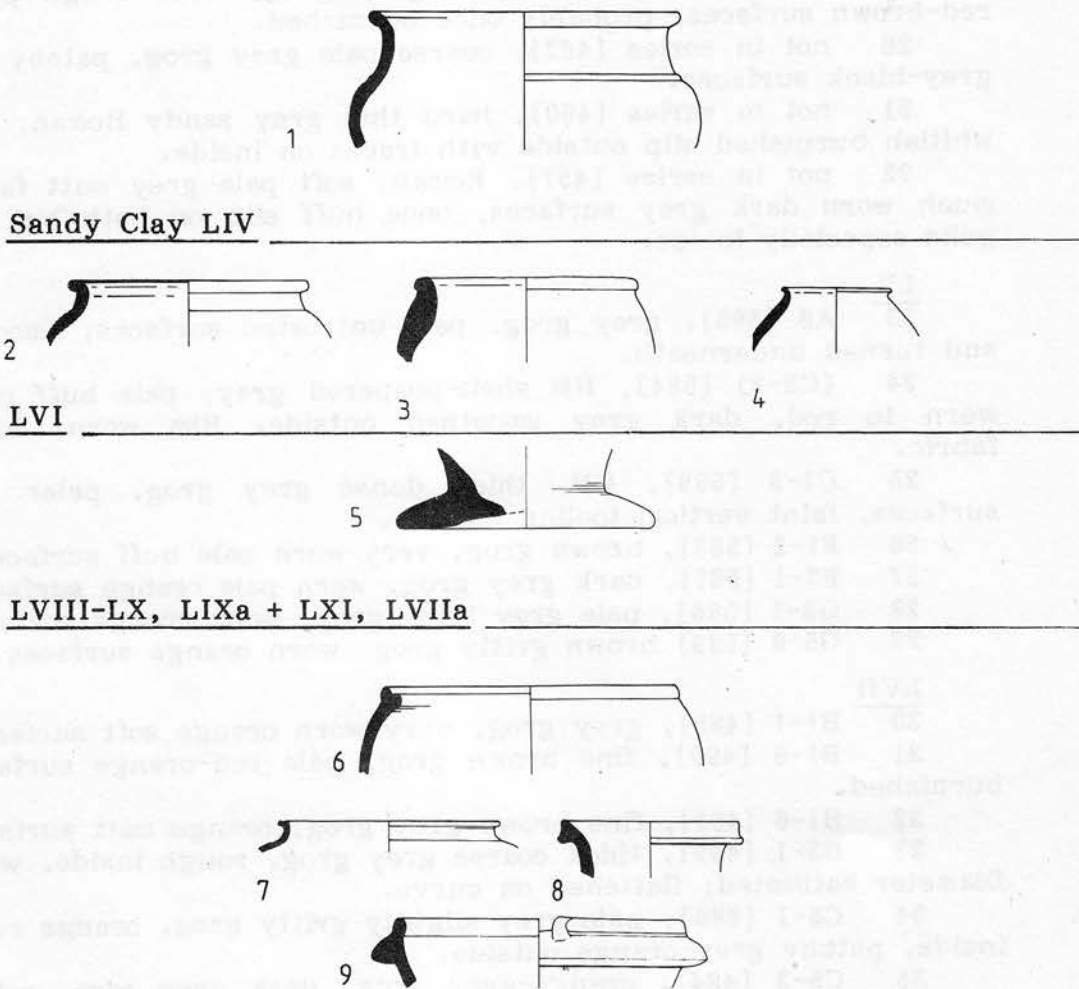
37 E2-1 [487], very grainy with much grog, dark grey, patchy grey-buff surfaces now worn, reddish temper showing. Hole drilled after firing.

38 G2-4 [488], gritty dark grey grog, patchy grey-buff surfaces, burnished outside.

39 L2 [483], hard dark grey grog, patchy grey-buff surfaces, many turning lines outside.

40 not in series [489], Roman, hard micaceous sandy, dark grey smooth surfaces.

In this layer were also a Roman grey ware base and other fragments; a piece of bonding tile; the rim of a Cam.243 carinated bowl in a sandy grey fabric; scraps of everted rims in sandy fabrics; and a samian plate fragment. Some of the grog-tempered vessels are thinner and less well finished than in the pre-conquest levels of the ditch; the range of forms is similar but less consistent.



Sandy Clay LIV

LVI

LVIII-LX, LIXa + LXI, LVIIa

'Roman ditch' LVIIa

Fig.109: Pottery from Enclosure A ditch. Roman levels. 1:4.

Sandy Clay (fig.109):

The grog-tempering by now is hard and thin, but still present.

LIV

1 B1-1 [561], hard pale grey grog, large inclusions, hard grey surfaces, once burnished.

LVI

2 B1-6 [624], fine gritty grey-brown grog, grey matt smoothed surfaces.

3 C1-2 [625], thick dark grey ?grog, HM, lumpy surfaces, burnished under and over rim.

4 S5 [626], rare hook rim. Brown grog, some tooling.

LVIII-LX, LIXa + LXI, LVIIa

5 A1 [494], fine pale grey grog, worn orange inside, pale grey outside; darker grey worn to orange under base.

Undrawn pieces include a G1-1 platter sherd in hard grey grog; a fragment of E1-2 form, sherds of G5-6 and B1-6, the common forms, two samian base sherds, two sherds of green glass, and a rim of a carinated bowl, Cam.243 or 244, in pale sandy Roman ware.

The 'Roman ditch' that cuts the top of the enclosure ditch and had a fill described as 'Sandy Earth' (fig.89) has small scraps of grog-tempered fabric, a C6-1 rim, some sandy Roman sherds, and four vessels shown in fig.109:

6 C5-1 [627], dense dark grey gritty probable grog, buff inside, black burnt outside. Apparently wheel-made; smoother inside than out.

7 B1-1 [629], pale grey grog, worn pale red surfaces; the grey is more brown at the core.

8 G6 [628], grey grog, worn pale red surfaces.

9 mortarium [630], a local 2nd century product. Sandy, soft, pale grey core, pink below cream surface. No visible trituration grits.

These scraps are mixed and residual, and there does not seem to have been much else in that part of the ditch excavated; its actual date is obscure.

The interior of the enclosure

The notebook sketch plan (fig.86) shows in the enclosure some disturbance from gravel extraction, and a large patch and small trench-line marked B.P.1 and B.P.2. A plan of the area B.P.1 (fig.86) apparently shows a hut-circle and off-centre hearth; Wheeler (and Wheeler 1936, 43) undertook 'extensive trenching' but found mostly disturbance. The pottery comprises some grog-tempered scraps, possible burnt jug sherds, and a group of samian sherds. These are largely featureless but include a worn Drag.33 and a platter base stamped CAMI. The samian comes from the upper layer, 2.

2 The area outside the SE entrance to the enclosure

Wheeler's groups C and D both come from this area, which is shown on his pl.XVI; group D is identified in the text with the 'Zero' Ditch, and group C, from the markings on the pottery, with the 'South' Ditch in general, although the published vessels have some variant marks. The area outside the SE entrance was a jumble of small ditches, the whole entitled Area XXII-XXIII on the finds from a number of small features, which from markings on published and unpublished pottery often interconnected. There are no references in the notebooks, so the Area has had to be tentatively reconstructed here (see fig.87 above); each feature will be dealt with separately. First, the published Group C pots are marked as follows:

1 South Ditch XXII-XXIII. Hard fine sandy grey, worn smooth orange surfaces.

2 South Ditch XXII. Brown-grey grog, red inside, burnished smooth dark grey outside.

3 South Ditch XXII-XXIII. Thick matt sandy pale grey grog, very worn grey-buff surfaces, distorted rim.