

Prae Wood - 2 The area outside the SE entrance to the enclosure - pages 913-929

Undrawn pieces include a G1-1 platter sherd in hard grey grog; a fragment of E1-2 form, sherds of G5-6 and B1-6, the common forms, two samian base sherds, two sherds of green glass, and a rim of a carinated bowl, Cam.243 or 244, in pale sandy Roman ware.

The 'Roman ditch' that cuts the top of the enclosure ditch and had a fill described as 'Sandy Earth' (fig.89) has small scraps of grog-tempered fabric, a C6-1 rim, some sandy Roman sherds, and four vessels shown in fig.109:

6 C5-1 [627], dense dark grey gritty probable grog, buff inside, black burnt outside. Apparently wheel-made; smoother inside than out.

7 B1-1 [629], pale grey grog, worn pale red surfaces; the grey is more brown at the core.

8 G6 [628], grey grog, worn pale red surfaces.

9 mortarium [630], a local 2nd century product. Sandy, soft, pale grey core, pink below cream surface. No visible trituration grits.

These scraps are mixed and residual, and there does not seem to have been much else in that part of the ditch excavated; its actual date is obscure.

#### The interior of the enclosure

The notebook sketch plan (fig.86) shows in the enclosure some disturbance from gravel extraction, and a large patch and small trench-line marked B.P.1 and B.P.2. A plan of the area B.P.1 (fig.86) apparently shows a hut-circle and off-centre hearth; Wheeler (and Wheeler 1936, 43) undertook 'extensive trenching' but found mostly disturbance. The pottery comprises some grog-tempered scraps, possible burnt jug sherds, and a group of samian sherds. These are largely featureless but include a worn Drag.33 and a platter base stamped CAMI. The samian comes from the upper layer, 2.

#### 2 The area outside the SE entrance to the enclosure

Wheeler's groups C and D both come from this area, which is shown on his pl.XVI; group D is identified in the text with the 'Zero' Ditch, and group C, from the markings on the pottery, with the 'South' Ditch in general, although the published vessels have some variant marks. The area outside the SE entrance was a jumble of small ditches, the whole entitled Area XXII-XXIII on the finds from a number of small features, which from markings on published and unpublished pottery often interconnected. There are no references in the notebooks, so the Area has had to be tentatively reconstructed here (see fig.87 above); each feature will be dealt with separately. First, the published Group C pots are marked as follows:

1 South Ditch XXII-XXIII. Hard fine sandy grey, worn smooth orange surfaces.

2 South Ditch XXII. Brown-grey grog, red inside, burnished smooth dark grey outside.

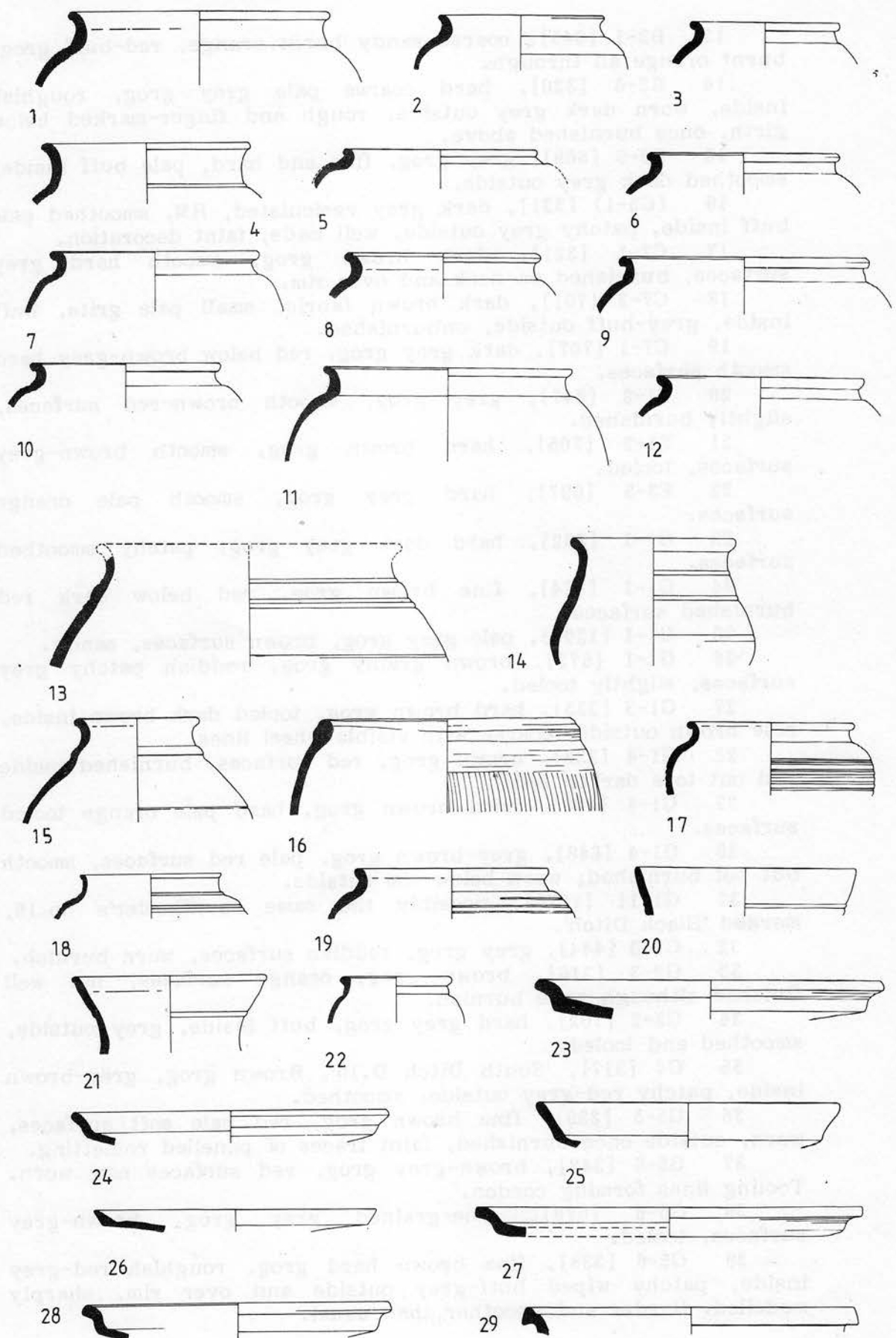
3 South Ditch XXII-XXIII. Thick matt sandy pale grey grog, very worn grey-buff surfaces, distorted rim.

- 4 U Ditch XXII-XXIII. Grey-brown fine grog, pale inside, worn.
- 5 South Ditch XXII. Grey-brown grog, darker g surfaces, smoothed and burnished.
- 6 not found.
- 7 Hearth no.1 XXII-XXIII. Burnt grey-brown gr reddish surfaces.
- 8 XXII. Grey grog, patchy brown-grey surfaces, smooth
- 9 South Ditch XXII-XXIII. Patchy orange-grey, o burnished.
- 10 Hearth no.2 XXII-XXIII D.22, D.23. Dark orange, s grog and small white grits, lightly incised wheel-lines beneath.
- 11 U Ditch XXII-XXIII. Hard thick brown-grey gr patchy orange-grey-brown surfaces, smooth.
- 12 not found.
- 13 XXII. Thick brittle grainy brown-grey grog, n surfaces.
- 14 S.D. Brown fine grog, pale orange surfaces, smoot and tooled inside; worn underneath.
- 15 not found.
- 16 XXII-XXIII K. Black Ditch in or under Black, accord to a note; but cf. no.31 below, South Ditch; apparently the s pot.

#### South Ditch

Those from Wheeler's fig.22 are (see above for descriptions):

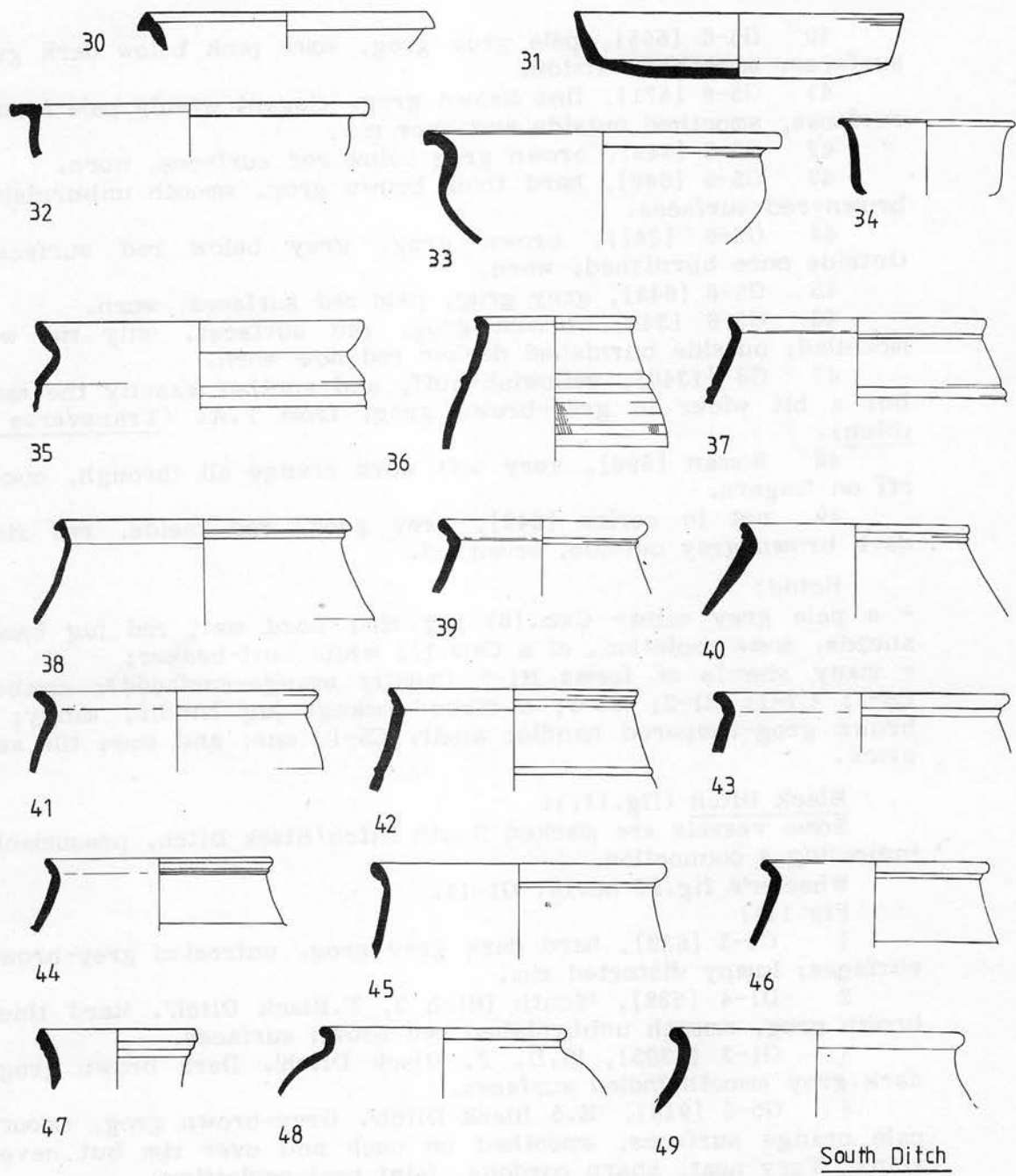
- 1 not in series.
  - 2 S4.
  - 3 D3-4.
  - 5 F4.
  - 9 B1-2.
  - 14 G1-4.
- 1 B1-1 [322], brown grog, pale red surfaces, burnis red outside, worn.
  - 2 B1-1 [641], 'Sump bottom'. Hard coarse lumpy g grog, roughly smoothed grey-brown surfaces.
  - 3 B1-1 [325], brown grog, pale red surfaces, wo outside perhaps once pale grey - traces remain.
  - 4 B1-1 [698], brown-grey grog, orange-brown surfac smoothed.
  - 5 B1-1 [704], fine brown grog, red below pale very w almost lost surfaces.
  - 6 B1-6 [674], brown grog, pale red surfaces, worn.
  - 7 B1-6 [326], brown grog, red smooth surfaces.
  - 8 B1-6 [673], brown-grey grog, buff inside, burnis red-brown outside.
  - 9 B1-6 [644], coarse version, thick brown grog, f orange-red roughish surfaces.
  - 10 B1-6 [324], brown usual grog, red below pale red n surfaces.
  - 11 B1-6 [323], brown grog, pale red outside much wo smoothed buff inside, burnished but worn.
  - 12 B1-6 [327], coarser than others, brown grog with g below worn pale red surfaces, once burnished at least on neck.



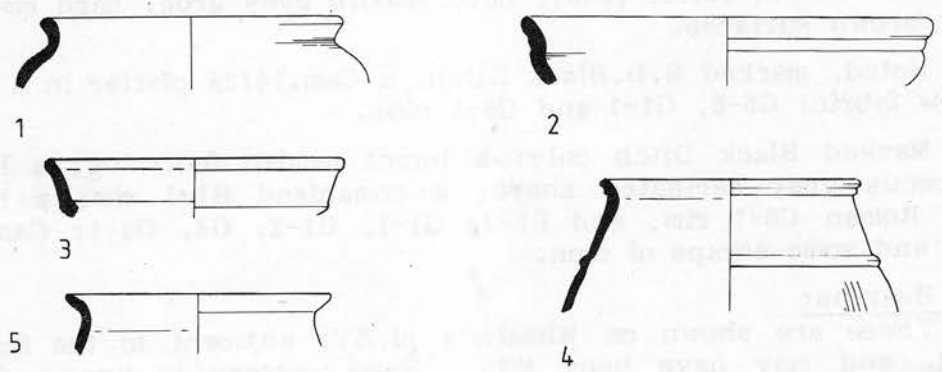
**Fig.110: Pottery from Area XXII-XXIII. South Ditch. 1:4**



- 13 B3-1 [645], coarse sandy burnt orange, red-buff grog, burnt orange all through.
- 14 B3-6 [320], hard coarse pale grey grog, roughish inside, worn dark grey outside, rough and finger-marked below girth, once burnished above.
- 15 B3-9 [669], grey grog, fine and hard, pale buff inside, smoothed dark grey outside.
- 16 (C5-1) [331], dark grey vesiculated, HM, smoothed pale buff inside, patchy grey outside, well made, faint decoration.
- 17 C7-1 [321], dark brown grog, smooth hard grey surfaces, burnished on neck and over rim.
- 18 C7-2 [701], dark brown fabric, small pale grits, buff inside, grey-buff outside, unburnished.
- 19 C7-1 [707], dark grey grog, red below brown-grey hard smooth surfaces.
- 20 E1-2 [647], grey grog, smooth brown-red surfaces, slightly burnished.
- 21 E1-2 [705], hard brown grog, smooth brown-grey surfaces, tooled.
- 22 E3-5 [697], hard grey grog, smooth pale orange surfaces.
- 23 G1-1 [332], hard dark grey grog, patchy smoothed surfaces.
- 24 G1-1 [334], fine brown grog, red below dark red burnished surfaces.
- 25 G1-1 [1302], pale grey grog, brown surfaces, sandy.
- 26 G1-1 [672], brown grainy grog, reddish patchy grey surfaces, slightly tooled.
- 27 G1-3 [335], hard brown grog, tooled dark brown inside, pale brown outside, coarse with visible wheel lines.
- 28 G1-4 [333], brown grog, red surfaces, burnished inside and out to a darker red.
- 29 G1-4 [708], hard brown grog, hard pale orange tooled surfaces.
- 30 G1-4 [648], grey-brown grog, pale red surfaces, smooth but not burnished; worn below rim outside.
- 31 G1-11 [1275], possibly the same as Wheeler's no.16, marked 'Black Ditch'.
- 32 G2-3 [444], grey grog, reddish surfaces, worn burnish.
- 33 G2-3 [316], brown grog, orange surfaces, not well finished although some burnish.
- 34 G3-2 [702], hard grey grog, buff inside, grey outside, smoothed and tooled.
- 35 G4 [317], 'South Ditch D.10'. Brown grog, grey-brown inside, patchy red-grey outside; smoothed.
- 36 G5-5 [339], fine brown grog, red pale soft surfaces, worn, outside once burnished, faint traces of panelled rouletting.
- 37 G5-6 [342], brown-grey grog, red surfaces now worn. Tooling lines forming cordon.
- 38 G5-6 [670], fine-grained grey grog, brown-grey surfaces, tooled.
- 39 G5-6 [338], fine brown hard grog, roughish red-grey inside, patchy wiped buff-grey outside and over rim, sharply modelled. Harder and smoother than usual.



South Ditch



Black Ditch

**Fig.111: Pottery from Area XXII-XXIII. 1:4**

- 40 G5-6 [695], pale grey grog, some pink below dark grey surfaces, smoothed outside.
- 41 G5-6 [671], fine brown grog, elegant evenly pale orange surfaces, smoothed outside and over rim.
- 42 G5-6 [344], brown grog below red surfaces, worn.
- 43 G5-6 [646], hard thick brown grog, smooth unburnished brown-red surfaces.
- 44 G5-6 [341], brown grog, grey below red surfaces. Outside once burnished, worn.
- 45 G5-6 [643], grey grog, pale red surfaces, worn.
- 46 G5-6 [340], brown grog, red surfaces, only rim well modelled; outside burnished darker red now worn.
- 47 G6 [1340], yellowish-buff, and another exactly the same but a bit wider in grey-brown grog, from T.A. (Transverse A ditch).
- 48 Roman [696], very soft worn orange all through, comes off on fingers.
- 49 not in series [642], grey grog, red inside, red rim; dark brown-grey outside, smoothed.

Noted:

- a pale grey sandy Cam.165 jug rim; hard matt red jug base; sherds, some rouletted, of a Cam.113 white butt-beaker;
- many sherds of forms B1-6 (mostly orange-surfaced); combed C6-1; C7-1; E1-2; G5-6; a ribbed orange jug handle, sandy; a brown grog-tempered handle; shelly C5-1, one; and some tile and brick.

Black Ditch (fig.111):

Some vessels are marked South Ditch/Black Ditch, presumably indicating a connection.

Wheeler's fig.22 no.16: G1-11.

Fig.111:

- 1 C2-3 [639], hard dark grey grog, untreated grey-brown surfaces; lumpy distorted rim.
- 2 D1-4 [638], 'South Ditch 3, F.Black Ditch'. Hard thick brown grog, smooth unburnished red-brown surfaces.
- 3 G1-3 [1303], 'S.D. F. Black Ditch'. Dark brown grog, dark grey smooth tooled surfaces.
- 4 G5-5 [928], 'K.5 Black Ditch'. Grey-brown grog, smooth pale orange surfaces, smoothed on neck and over rim but never shiny. Very neat, sharp cordons, faint neat rouletting.
- 5 not in series [640], hard smooth grey grog, hard smooth grey-brown surfaces.

Noted, marked S.D.Black Ditch: a Cam.14/28 platter in a soft yellow fabric; G5-6, G1-1 and C6-1 rims.

Marked Black Ditch only: a burnt samian foot-ring; a hard micaceous grey carinated sherd; a romanised B1-1 rim; a hard grey Roman C6-1 rim; and E1-2, G1-1, G1-2, G4, G3-1; Cam.56 cup; and some scraps of iron.

Hearths:

These are shown on Wheeler's pl.XVI adjacent to the South Ditch, and may have been kilns. Some pottery is known from them, exactly similar to that from the South Ditch etc. The iron

slag from Hearth 1 indicates a possible alternative use, but no sign of metalworking was noted in the structure; both hearths are of a simple keyhole shape without surviving internal features.

Hearth 1:

Wheeler's fig.22 no.7, A6 (see above for description).

Fig.112 no.1: C5-3 [931], gritty, worn and burnt, 2 joining pieces, one thin worn buff grog, pale orange surfaces, once smooth; the other brittle grey all through.

Noted: rilled grey C6-1; G5-6 sherds with orange surfaces; platter base, similar; fired-clay lumps, and large lumps of iron slag.

Hearth 2:

Wheeler's fig.22 no.10, G1-3.

Fig.112 no.2: C7-2 [862], 'Prae Wood hearth no.2 XXII-XXIII D.21'. Brown-grey grog, red-buff outside.

Noted: G5-6 sherd, the fine brown grog with pale orange surfaces and fine rouletting.

Zero Ditch

This is marked on Wheeler's pl.XVI, and is quite separate from the South Ditch. Wheeler specifies (1936, 173) that the vessels in his fig.23, 'Group D', came from the Zero Ditch, although not all are so marked.

1 G6. XXIII. Thick grey-brown grog, pale red inside; smooth grey outside, irregular where fingers attached broad plug handle; reddish around rim.

2 S6. XXII. Very hard sandy grey, well made but rough to touch.

3 F3-4. XXII. Grey grog, reddish-grey surfaces.

4 E3-5. Zero Ditch XXIII. Fine brown grog, red surfaces, once burnished. Rim lost.

5 A5. Zero Ditch XXII. Brown grog, grey-brown smooth surfaces.

6 Cam.53 or a copy. Zero Ditch XXIII. Sandy smooth matt red, red-black patchy surfaces, smoothed and burnished.

7 G3-1. Zero Ditch XXIII. Hard thin grey, pale red-brown smooth surfaces.

8 (Cam.3), but coarse sandy soft red, not TN: XXII-XXIII Zero Ditch.

9 Cam.13. Zero Ditch XXII-XXIII. Worn TN, NONICO.

10 G1-4. Zero Ditch XXIII. Thick brown grog, red below brown surfaces, smoothed; underside burnished.

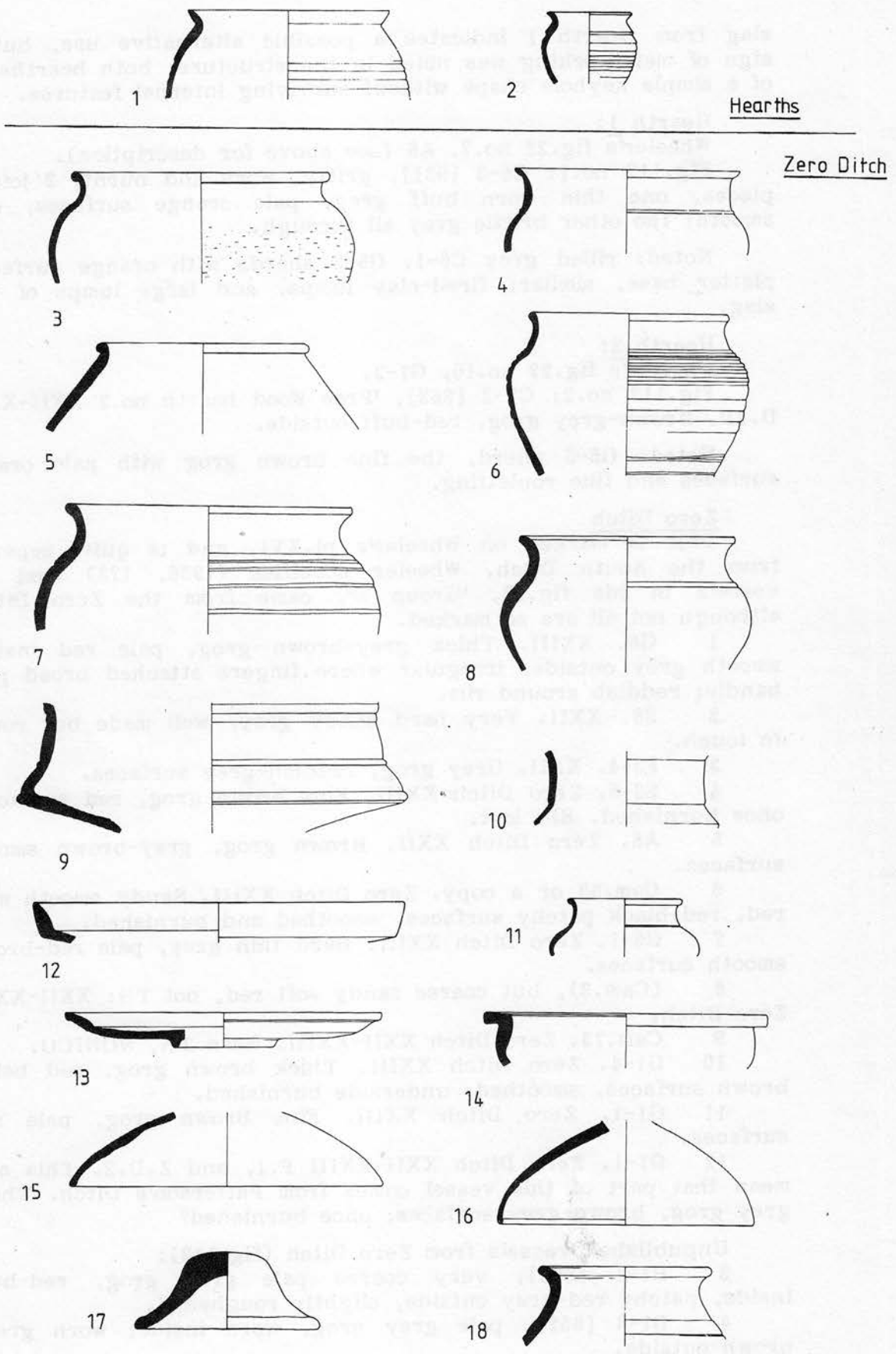
11 G1-1. Zero Ditch XXIII. Fine brown grog, pale red surfaces.

12 G1-1. Zero Ditch XXII-XXIII P.1, and Z.D.2. This may mean that part of this vessel comes from Patterson's Ditch. Thick grey grog, brown-grey surfaces; once burnished?

Unpublished vessels from Zero Ditch (fig.112):

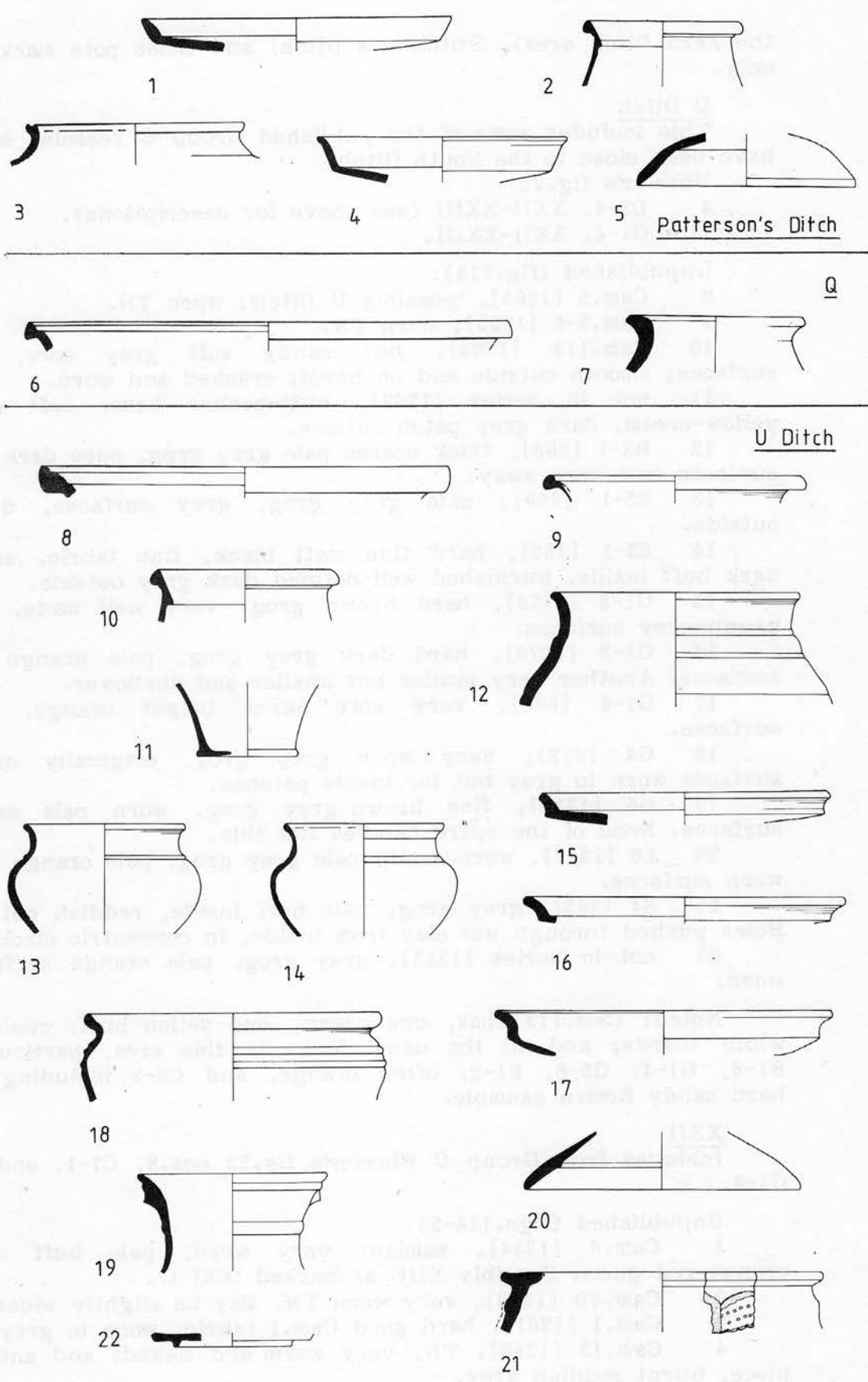
3 B1-1 [656], very coarse pale grey grog, red-buff inside, patchy red-grey outside, slightly roughened.

4 B1-4 [652], pale grey grog, worn inside; worn grey-brown outside.



**Fig.112: Pottery from Area XXII-XXIII. 1:4**





**Fig.113: Pottery from Area XXII-XXIII. 1:4**

the Zero Ditch area), Stichton's Ditch, and those pots marked 'D' only.

#### U Ditch

This includes some of the published Group C vessels, so may have been close to the South Ditch.

Wheeler's fig.22:

4 D3-4. XXII-XXIII (see above for descriptions).

11 G1-4. XXII-XXIII.

Unpublished (fig.113):

8 Cam.5 [1265], 'possibly U Ditch'; worn TN.

9 Cam.5-6 [1255], worn TN.

10 Cam.113 [1268], but sandy soft grey core, buff surfaces; smooth outside and on bevel; cracked and worn.

11 not in series [1269], butt-beaker base, soft sandy yellow-cream, dark grey patch outside.

12 B3-1 [868], thick coarse pale grey grog, once dark grey surfaces now worn away.

13 E3-1 [869], pale grey grog, grey surfaces, darker outside.

14 E3-1 [352], hard thin matt black, fine fabric, smooth dark buff inside, burnished well-defined dark grey outside.

15 G1-3 [1278], hard brown grog, very well made, dark brown-grey surfaces.

16 G1-3 [1279], hard dark grey grog, pale orange matt surfaces. Another very similar but smaller and shallower.

17 G1-4 [680], very soft burnt bright orange, worn surfaces.

18 G4 [932], very worn grey grog, originally orange surfaces worn to grey but for inside patches.

19 G6 [1338], fine brown-grey grog, worn pale orange surfaces. None of the spare handles fits this.

20 L6 [1337], worn sandy pale grey grog, pale orange much worn surfaces.

21 S4 [353], grey grog, pale buff inside, reddish outside. Holes pushed through wet clay from inside, in concentric circles.

22 not in series [1333], grey grog, pale orange surfaces, worn.

Noted: Cam.113 rims, one cream, one yellow-buff; rouletted white sherds; and all the usual forms in this area, particularly B1-6, G1-4, G5-6, E1-2, often orange, and C5-3 including one hard sandy Roman example.

#### XXII

Includes from Group C Wheeler's fig.22 nos.8, C7-1, and 13, G1-4.

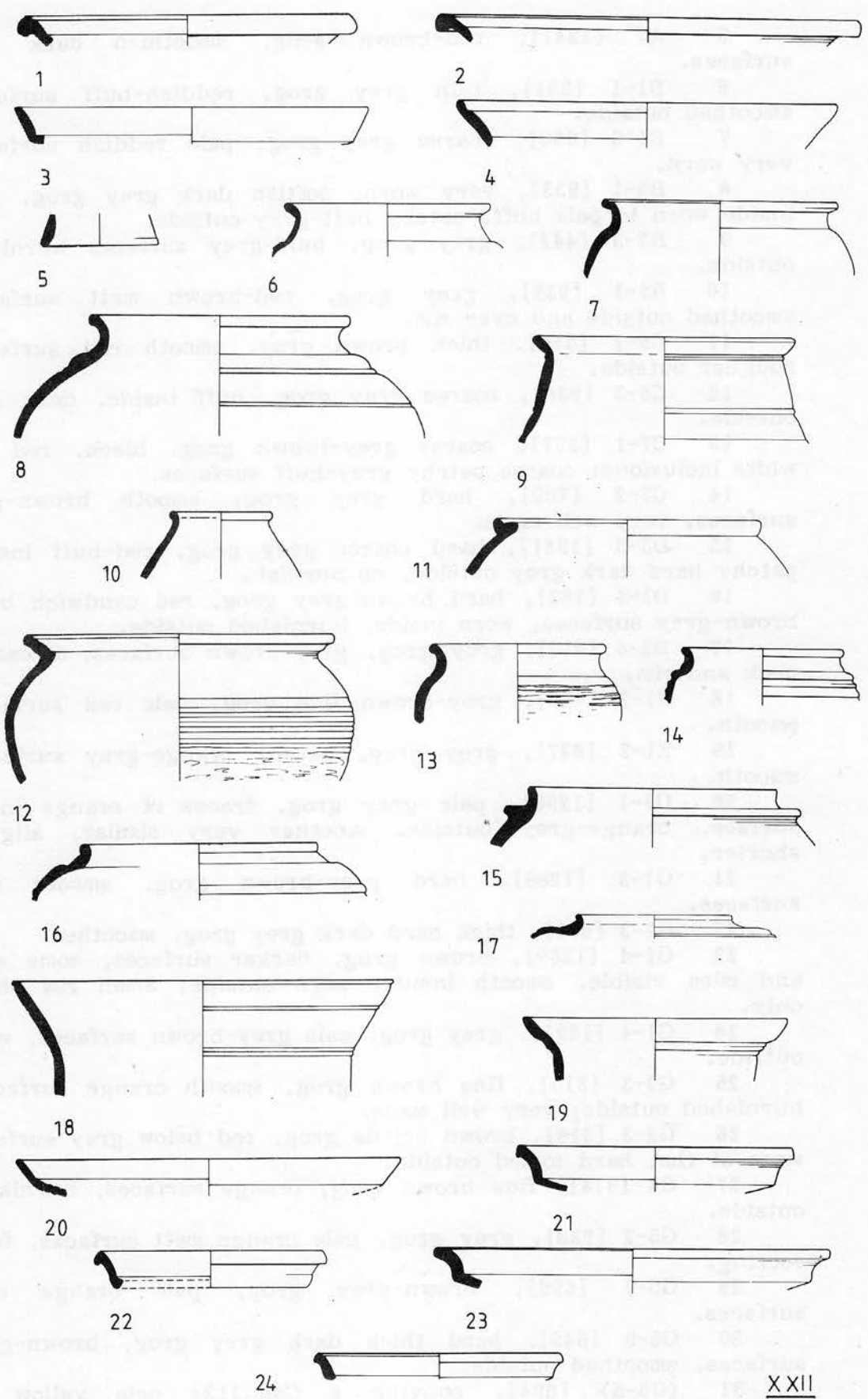
Unpublished (figs.114-5):

1 Cam.4 [1344], samian: very worn, pale buff core, orange-red gloss. Possibly XIIC as marked 'XXI C'.

2 Cam.4B [1260], very worn TN. May be slightly wider.

3 Cam.1 [1261], hard good Cam.1 fabric, worn to grey.

4 Cam.13 [1259], TN, very worn and flaked; and another piece, burnt reddish grey.

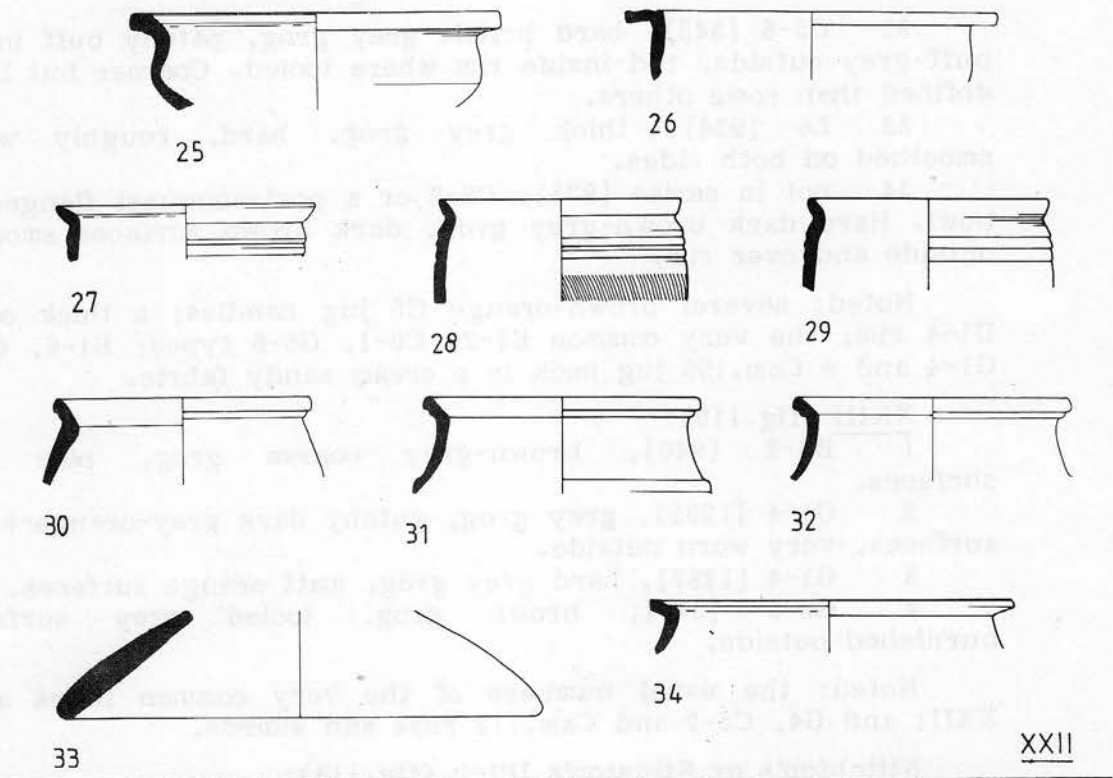


XXII

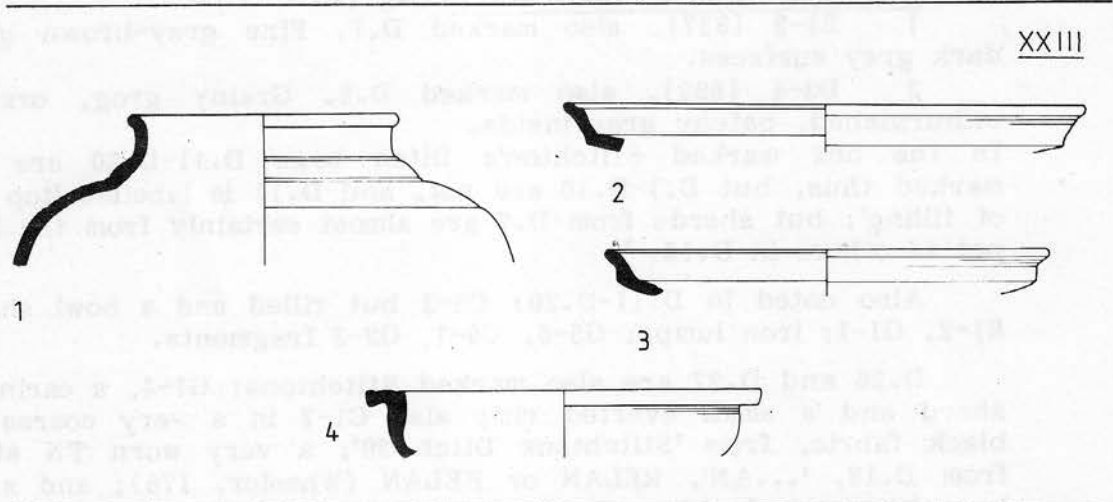
**Fig.114: Pottery from Area XXII-XXIII. 1:4**

- 5 A7 [1341], red-brown grog, smoothish dark grey surfaces.
- 6 B1-1 [351], thin grey grog, reddish-buff surfaces, smoothed outside.
- 7 B1-6 [650], coarse grey grog, pale reddish surfaces, very worn.
- 8 B3-1 [933], very worn, softish dark grey grog, grey inside worn to pale buff, patchy buff-grey outside.
- 9 B3-3 [442], grey grog, buff-grey surfaces burnished outside.
- 10 B5-1 [938], grey grog, red-brown matt surfaces, smoothed outside and over rim.
- 11 C5-1 [319], thick brown grog, smooth red surfaces, rougher outside.
- 12 C5-3 [936], coarse grey grog, buff inside, dark grey outside.
- 13 C7-1 [337], coarse grey-brown grog, black, red and white inclusions; coarse patchy grey-buff surfaces.
- 14 C7-2 [700], hard grey grog, smooth brown-grey surfaces, very well made.
- 15 D3-3 [1241], hard coarse grey grog, red-buff inside, patchy hard dark grey outside, no burnish.
- 16 D3-4 [703], hard brown-grey grog, red sandwich below brown-grey surfaces, worn inside, burnished outside.
- 17 D3-4 [313], grey grog, grey-brown surfaces, tooled on neck and rim.
- 18 E1-2 [939], grey-brown fine grog, pale red surfaces, smooth.
- 19 E1-2 [937], grey grog, patchy orange-grey surfaces, smooth.
- 20 G1-1 [1290], pale grey grog, traces of orange inside surface, orange-grey outside. Another very similar, slightly shorter.
- 21 G1-3 [1288], hard grey-brown grog, smooth matt surfaces.
- 22 G1-3 [651], thick hard dark grey grog, smoothed.
- 23 G1-4 [1289], brown grog, darker surfaces, some sand and mica visible, smooth inside, worn outside. Small rim sherd only.
- 24 G1-4 [1291], grey grog, pale grey-brown surfaces, worn outside.
- 25 G2-3 [315], fine brown grog, smooth orange surfaces, burnished outside; very well made.
- 26 G2-3 [318], brown brittle grog, red below grey surfaces worn at rim, hard tooled outside.
- 27 G4 [314], fine brown grog, orange surfaces, burnished outside.
- 28 G5-2 [930], grey grog, pale orange matt surfaces, faint scoring.
- 29 G5-6 [699], brown-grey grog, pale orange matt surfaces.
- 30 G5-6 [649], hard thick dark grey grog, brown-grey surfaces, smoothed outside.
- 31 (G5-6) [694], copying a Cam.113: pale yellow all through, rough, worn.



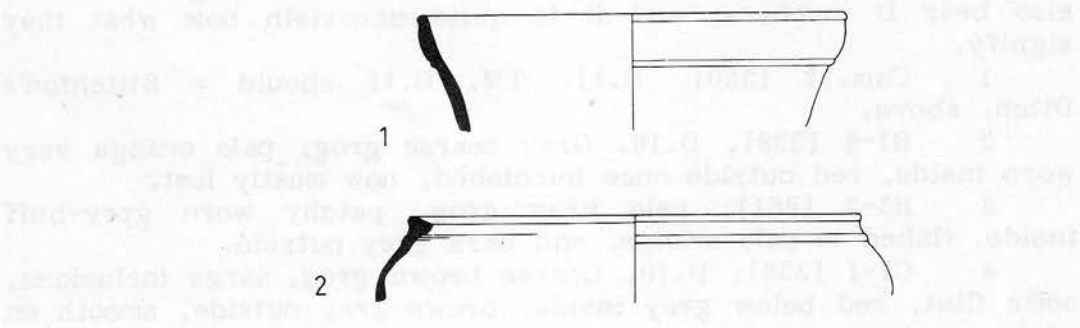


XXII



XXIII

Stitchton's Ditch



**Fig.115: Pottery from Area XXII-XXIII. 1:4**

32 G5-6 [343], hard brittle grey grog, patchy buff inside, buff-grey outside, red inside rim where tooled. Coarser but better defined than some others.

33 L6 [934], thick grey grog, hard, roughly wheel-smoothed on both sides.

34 not in series [935]; C5-3 or a post-conquest flanged-rim bowl. Hard dark brown-grey grog, dark brown surfaces smoothed outside and over rim.

Noted: several brown-orange G6 jug handles; a thick coarse D1-4 rim; the very common E1-2, C6-1, G5-6 types; B1-6, G1-1, G1-4 and a Cam.155 jug neck in a cream sandy fabric.

XXIII (fig.115):

1 B3-2 [940], brown-grey coarse grog, pale grey surfaces.

2 G1-4 [1292], grey grog, patchy dark grey-orange-brown surfaces, very worn outside.

3 G1-4 [1287], hard grey grog, matt orange surfaces.

4 G2-3 [347], brown grog, tooled grey surfaces, burnished outside.

Noted: the usual numbers of the very common forms as in XXII; and G4, C5-2 and Cam.113 rims and sherds.

Stichton's or Stidston's Ditch (fig.115):

1 E1-2 [857], also marked D.7. Fine grey-brown grog, dark grey surfaces.

2 D3-4 [692], also marked D.8. Grainy grog, orange, unburnished, patchy grey inside.

In the box marked Stichton's Ditch bags D.11-D.20 are also marked thus, but D.1-D.10 are not, and D.11 is labelled 'top foot of filling'; but sherds from D.7 are almost certainly from the same pot as others in D.12.

Also noted in D.11-D.20: C5-2 but rilled and a bowl shape; E1-2; G1-1; iron lumps; G5-6, C6-1, G2-3 fragments.

D.26 and D.27 are also marked Stichtons: G1-4, a carinated sherd and a small everted rim; also C1-2 in a very coarse HM black fabric, from 'Stichtons Ditch 29'; a very worn TN stamp from D.18, '...AN', RELAN or BELAN (Wheeler, 176); and a TN base fragment, I-, from D.12.

D numbers (fig.116):

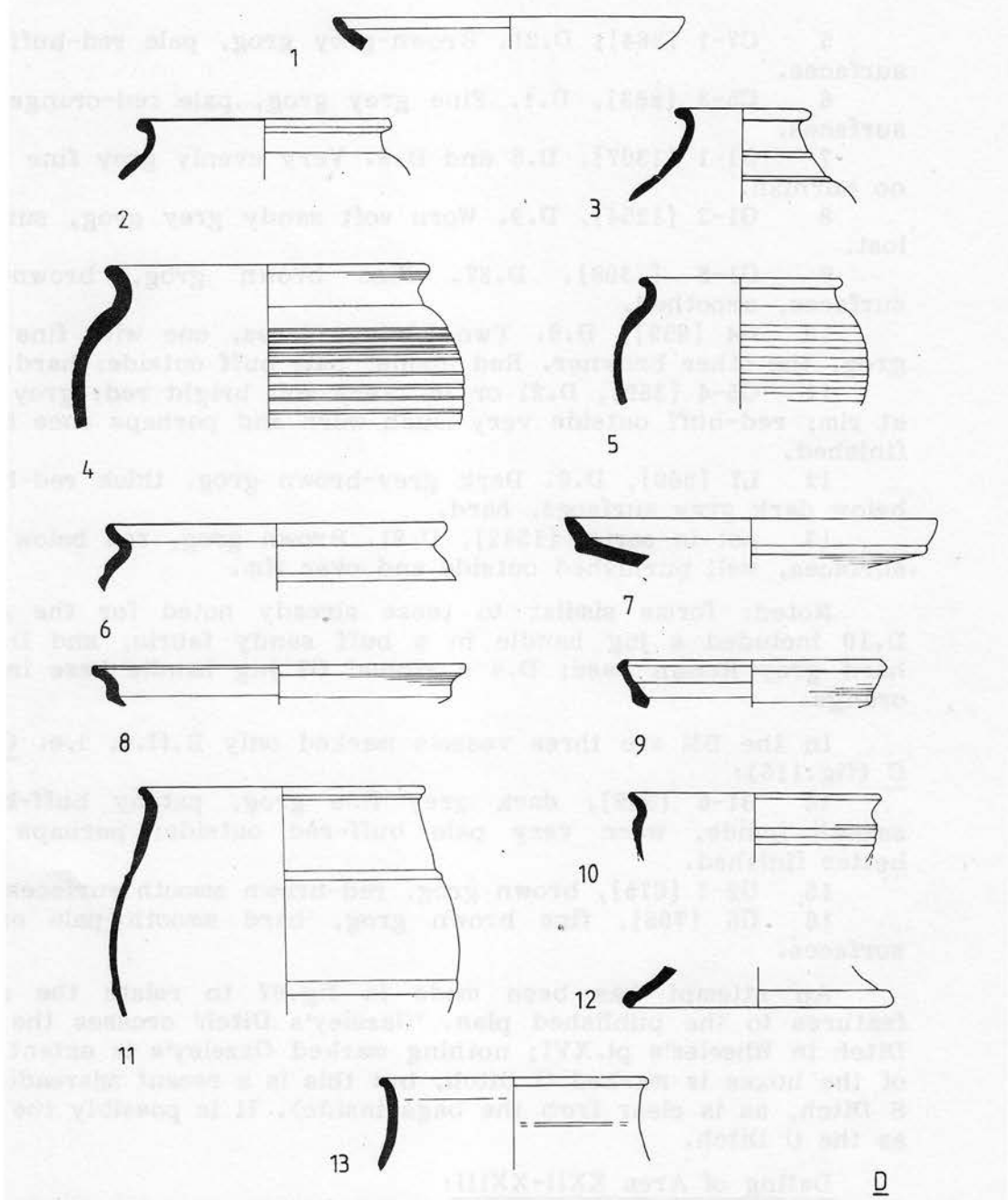
Some pieces from other XXII-XXIII contexts (e.g. Hearth 2) also bear D numbers, and it is quite uncertain now what they signify.

1 Cam.12 [350], D.11. TN. D.11 should = Stichton's Ditch, above.

2 B1-6 [328], D.10. Grey coarse grog, pale orange very worn inside, red outside once burnished, now mostly lost.

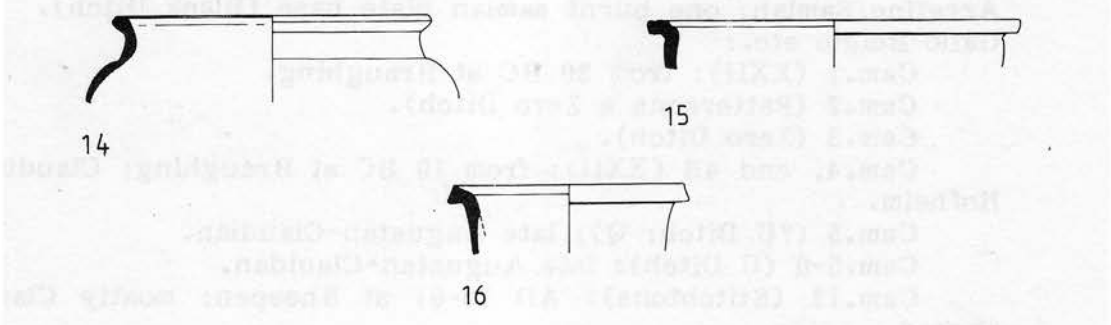
3 B3-2 [861], pale grey grog, patchy worn grey-buff inside, flaked to pale orange, and dark grey outside.

4 C7-1 [330], D.10. Coarse brown grog, large inclusions, some flint, red below grey inside, brown-grey outside, smooth on neck.



D

Group C



**Fig.116: Pottery from Area XXII-XXIII. 1:4**

- 5 C7-1 [864], D.21. Brown-grey grog, pale red-buff matt surfaces.
- 6 C5-3 [863], D.1. Fine grey grog, pale red-orange matt surfaces.
- 7 G1-1 [1307], D.5 and D.9. Very evenly grey fine grog, no burnish.
- 8 G1-3 [1254], D.9. Worn soft sandy grey grog, surfaces lost.
- 9 G1-5 [1308], D.27. Fine brown grog, brown-grey surfaces, smoothed.
- 10 G4 [859], D.9. Two joining pieces, one with fine grey grog, the other browner. Red inside, pale buff outside; hard.
- 11 G5-4 [369], D.21 or 36. Very soft bright red; grey grog at rim; red-buff outside very much worn and perhaps once better finished.
- 12 L7 [860], D.9. Dark grey-brown grog, thick red-brown below dark grey surfaces, hard.
- 13 not in series [1342], D.21. Brown grog, red below grey surfaces, well burnished outside and over rim.

Noted: forms similar to those already noted for the Area. D.10 included a jug handle in a buff sandy fabric, and D.12 a hard grey Roman base; D.4 a ribbed G6 jug handle base in pale orange.

In the BM are three vessels marked only B.II.4, i.e. Group C (fig.116):

- 14 B1-6 [329], dark grey fine grog, patchy buff-brown smooth inside, worn very pale buff-red outside; perhaps once better finished.
- 15 G2-3 [675], brown grog, red-brown smooth surfaces.
- 16 G6 [706], fine brown grog, hard smooth pale orange surfaces.

An attempt has been made in fig.87 to relate the area's features to the published plan. 'Gazeley's Ditch' crosses the Zero Ditch in Wheeler's pl.XVI; nothing marked Gazeley's is extant (one of the boxes is marked G Ditch, but this is a recent misreading of S Ditch, as is clear from the bags inside). It is possibly the same as the U Ditch.

#### Dating of Area XXII-XXIII:

This is taken as a whole, as the features are interconnected, and the coarse pottery undoubtedly homogeneous. The imports bear out this consistency:

Arretine/Samian: one burnt samian plate base (Black Ditch).

Gallo-Belgic etc.:

Cam.1 (XXII): from 20 BC at Braughing.

Cam.2 (Pattersons & Zero Ditch).

Cam.3 (Zero Ditch).

Cam.4, and 4B (XXII): from 10 BC at Braughing; Claudian at Hofheim.

Cam.5 (?U Ditch; Q): late Augustan-Claudian.

Cam.5-6 (U Ditch): late Augustan-Claudian.

Cam.12 (Stichtons): AD 10-61 at Sheepen; mostly Claudian abroad.



Cam.13 (NONICO, Zero Ditch, and XXII): from 20 AD at Braughing; I (just) to IV at Sheepen, i.e. up to AD 61.

Cam.14/28 (Black Ditch/S.D.): from AD 43 at Braughing; I (just) - VI at Sheepen, AD 43 onwards.

TIOTAG (Zero Ditch Q): 'AD 20-45' (Wheeler, 176): TIOT at Sheepen is periods IV and VI, post-43.

Cam.53 (Zero Ditch): usually pre-conquest at Sheepen.

Cam.56 (Black Ditch): I-IV/VI at Sheepen, AD 10-65.

Cam.113 (most features): from Tiberian at Sheepen.

Cam.155 (XXII): AD 49-65 at Sheepen.

Cam.165 (Group C): I-IV at Sheepen, AD 10-61.

Copies:

G2-3 now has more angular flanges, and sometimes looks more like the Roman type.

G6 includes copies of Cam.155 as well as Cam.161/165.

I have assigned a date of c.AD 30-50 to Area XXII-XXIII, which takes account of these indications above; the imports are slightly later on average than those of the enclosure ditch, with later platter and jug forms; one or two Roman pieces have been noted in the features above. The native wares are slightly limited in range with large numbers of a few forms, and the colouring is consistently more orange, in contrast to the grey and grey-brown of the Group B pottery. This colour change is also present in the early Roman levels above the Group B pots in the enclosure ditch.

### 3 Main earthworks and 'primary levels'

Wheeler (1936, 41) saw as belonging to the first phase of the site the inner part of the main dyke with the enclosure A, of which the main dyke forms one side; also the cobbled causeways at each end of the eastern ditch of the enclosure, and a hearth abutting the inside of the main dyke. Phase 2 (1936, 47) comprised the additional outer ditch of the main dyke and an extension NW and partial recut of the earlier main ditch seen in the various sections of it on the plan (pl.XI). A palisade ditch on the inside of these cut through the hearth and the cobbled causeway.

Wheeler's pl.XVII shows the section of the main earthworks at I on pl.XI (the only complete section of this area) and the hearth is visible on it, but by the palisade trench, and underlying the slight 'Red Clay' bank which was the upcast from the original main ditch (pl.LXXIVb, and p.151: the date of the upcast apparently uncertain). From this hearth came three of the four vessels illustrated by Wheeler as from the site's 'primary levels'.

The hearth is certainly earlier than the palisade ditch, but does not itself date the original main ditch, with whose upcast, the 'Red Clay', it was covered. Wheeler states (1936, 45) that 'in the earliest or "rapid" silt of the main dyke, sherds of about 25 vessels were found... In so far as they were recognizable, these sherds represented the coarser Belgic fabrics and did not include either Italic wares or Belgic imitations of such wares'; and goes on to use the dating of the eastern ditch of enclosure A to argue that the main dyke should be contemporary with group A from the enclosure ditch. Also, the layers above the rapid silt of the main dyke 'contained a sufficient quantity of Italic or sub-Italic fabrics'