

TYPE 7 PLATTERS.

The platters are derived from continental prototypes in TN or on earlier native copies of these. There is no use of stamps of any sort.

CLASS 7A with footring and beaded rim.  
CLASS 7B carinated with internal ridge.  
CLASS 7C with faceted wall.  
CLASS 7D smooth walled, with internal ridge.  
CLASS 7E with low, vertical wall.  
CLASS 7F simple platter with angled wall.

Class 7A with footring and beaded rim.

7A1 with upright walls,

7A1.1 Upchurch 11/1. RT 699. 43/70-120. Richborough 235 is late first or early second. Rare.

7A1.2 Cliffe N2/4b. PC. 43-120. Richborough 596. Rare. 7A1.3 Cliffe N2/4b. HC. 43-120. Rare. 7A1.4 Cliffe N2/4b. HC. 43-120. Rare.

7A2 with smooth, curving walls.

7A2.1 Upchurch N1/lb. JD. 43-120/140. In deposits dated 120-140 in London. Rare,

7A2.2 Upchurch N3/lb. JS. 43-120/140. Rare. 7A2.3 Upchurch I2/lb. JD. 43-120/140. Rare.

7A2.4 Upchurch N3/lb. JS. 43-120/140. Some similarity with Dr 32. Rare. 7A3 With a groove below the bead.

7A3.1 Cliffe S5/4b. HC. 43-100. Similar to conquest period Cam 251a. Rare.

7A3.2 Upchurch S1/lb pink, also S1/4b. JD. 50-150. Analysed as UA28 (Monaghan 1982b). Rare.

Class 7B Carinated, with internal ridge.

7B1 The carination is half way up the body.

7B1.1 Upchurch S3/lb. RV 685. 43-70. Firmly first century (Southwark VA). Could pre-date conquest. Rare.

7B1.2 Shorne S1/5b grey-green. MA. 43-70. Possibly an Upchurch product. Rare.

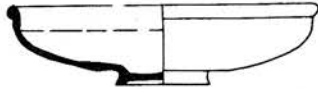
7B1.3 Upchurch S1/lbs. MM 5 UC 27. 43-70. Rare. 7B1.4 Upchurch S5/lb. JS. 43-70. Rare.

7B2 The carination is just below the rim.

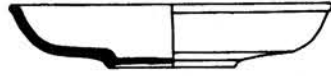
7B2.1-2 Cliffe H2/4b. HC. 40/50-70. From TN form Cam 12 of AD 10-61. Rare,

Class 7C With faceted walls.

7C1.1 Upchurch N1/lb. JD. 43-70. Compare Cam 24 of AD 49-65 and Thompson G1-4.5, 10 be - AD 50. Rare.



7A1.1



7A1.2



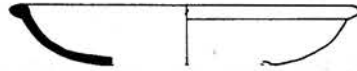
7A1.3



7A1.4



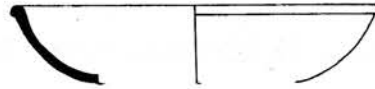
7A2.1



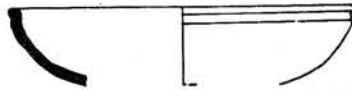
7A2.2



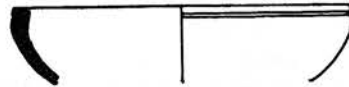
7A2.3



7A2.4




7A3.1



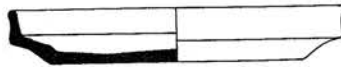
7A3.2



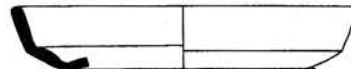
7B1.1



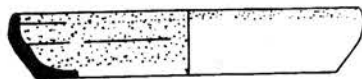
7B1.2



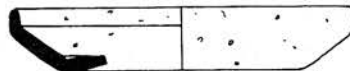
7B1.3



7B1.4



7B2.1



7B2.2

Class 7D Smooth walled with internal ridge.

7D1 Plain.

7D1.1 Upchurch I2/1b. HC. 43-90/120. Cam 13 is AD 10-61, later than 7E. Form is pre-120 (Val Rigby pers. com.). In deposit dated AD 50-90 (West Kent 117, 304-305). Thompson G1-7 is invasion period. Rare.

7D1.2 Cooling S1/6b. MCAIE. 43-200. This form is not in keeping with the rest of Cooling output, although the fabric is appropriate. It is very possibly a late second century aberration on 5E.

7D2 With an external groove.

7D2.1 Cliffe S5/4b. HC. 43-70. Rare. A similar vessel in the Arnold Collection has been omitted as it is stamped and therefore probably exotic.

Class 7E With short, vertical wall.

7E1.1 Cliffe S1/4b pink. HC. 43-60. Cam 2b, dated 10-61. It is thought to be typologically earlier than class 7D. Rare.

Class 7F Simple platter with angled wall.

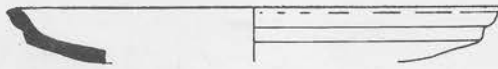
7F1 Plain.

7F1.1 Cooling S1/6b. MC.AKJ. 50-70. Rare. 7F2 With external groove.

7F2.1 Cooling SI/6b. MCA IE. 50-70 ? Possibly an aberrant 5F. Rare.

#### TYPE 8 MORTARIA

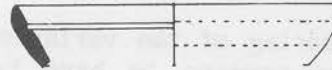
There is as yet no mortaria production suspected in the north Kent marshes.



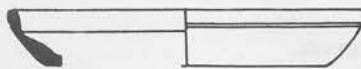
7C1.1




7D1.1



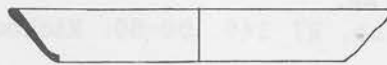
7D1.2



7D2.1



7E1.1



7F1.1



7F2.1